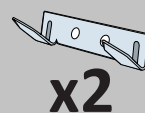
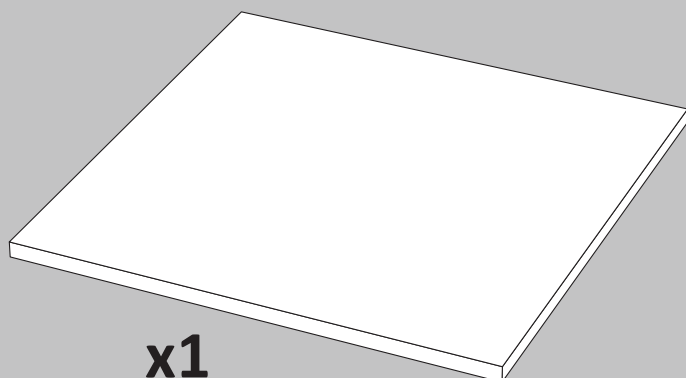
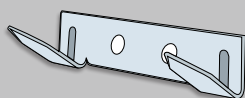



MONTERINGSVEJLEDNING AKUSTIKPLADER



1

Beslag monteres på væggen.



2

Akustikpladen trykkes forsigtigt ind på krogene.

